





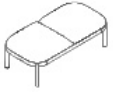



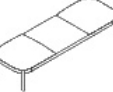
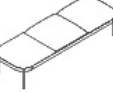


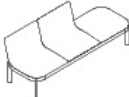



Ramp banc

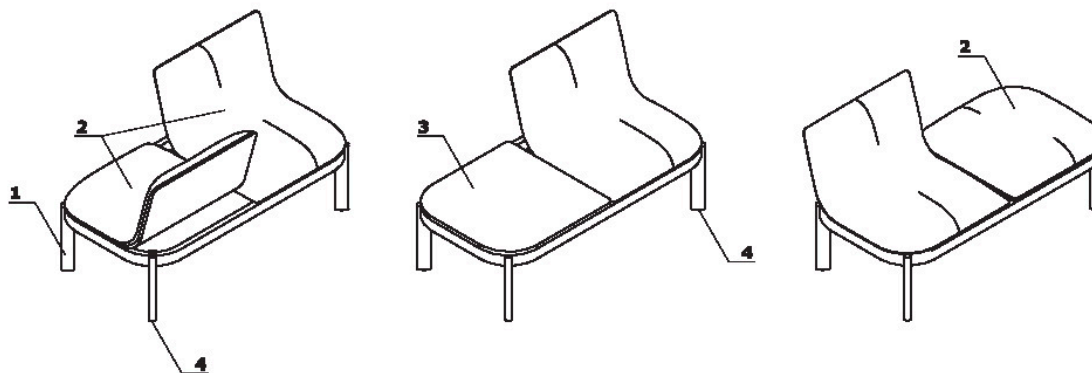
	Reference		Larg. [mm]	Prof. [mm]	Haut. [mm]	Poids Vol. Emball.
	RMP151		975	650	450	13.5 kg 0.31 m ³ 3
	RMP152		975	650	755	19.5 kg 0.44 m ³ 3
	RMP211		1300	650	450	17 kg 0.4 m ³ 3
	RMP212		1300	650	755	25 kg 0.53 m ³ 3
	RMP221		1300	650	450	17.5 kg 0.4 m ³ 3

	RMP222		1300	650	755	25.5 kg 0.53 m ³ 3
	RMP231		1300	650	450	15 kg 0.43 m ³ 3
	RMP232		1300	650	755	23.5 kg 0.7 m ³ 3
	RMP311		1950	650	450	23.5 kg 0.61 m ³ 4
	RMP312		1950	650	450	21.5 kg 0.65 m ³ 4
	RMP313		1950	650	450	24 kg 0.61 m ³ 4
	RMP314		1950	650	450	24 kg 0.61 m ³ 4
	RMP321		1950	650	755	35 kg 0.88 m ³ 4

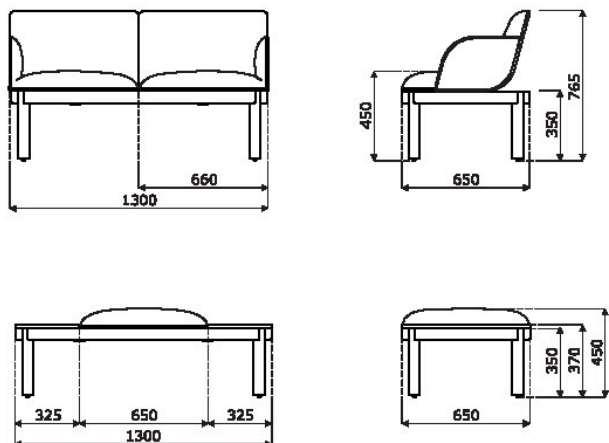
	RMP322		1950	650	755	35.5 kg 0.88 m ³ 4
	RMP323		1950	650	755	35.5 kg 0.88 m ³ 4
	RMP324		1950	650	755	33.5 kg 1.05 m ³ 4

Descriptif technique

- 1 **Base** - pieds et structure en bois, profil 60 x 30 mm, couleur : chêne naturel, chêne noir
- 2 **Assise, dossier** - structure en contreplaqué, recouvert de mousse découpée d'une densité de 35 kg/m³, rembourré
- 3 **Plateau de table** - Panneau MDF de 19 mm recouvert de placage, couleur : chêne naturel, chêne noir ; la couleur du plateau est assortie à la couleur du cadre
- 4 **Piedini in plastica con feltro**



Dimensions (mm)



Ramp

Coloris - Ramp

